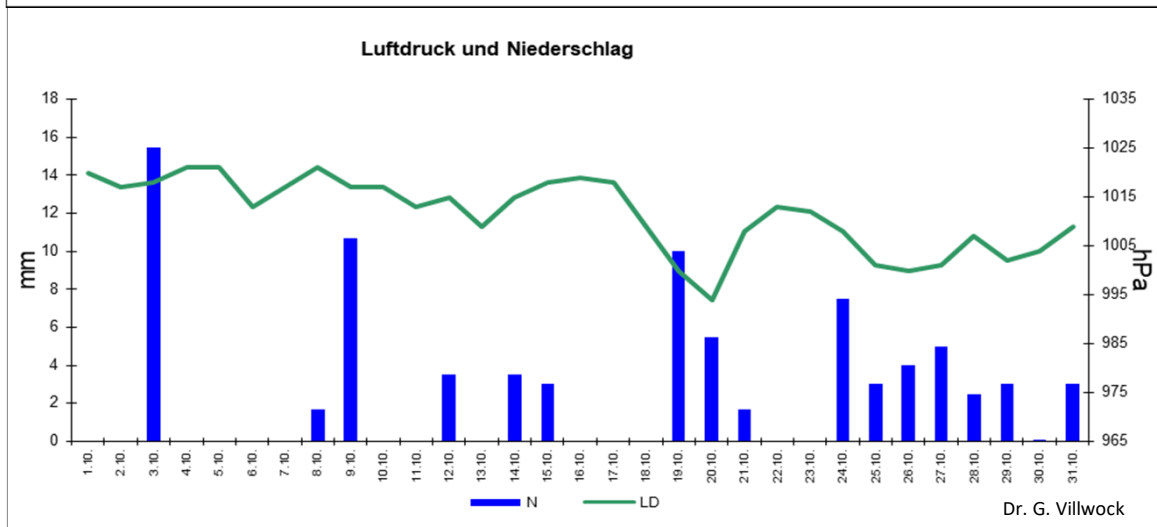
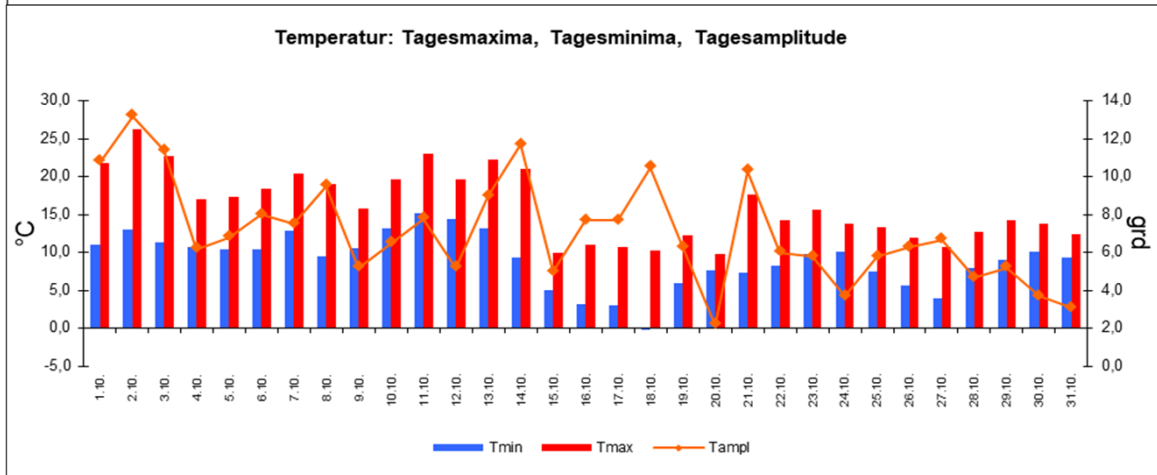
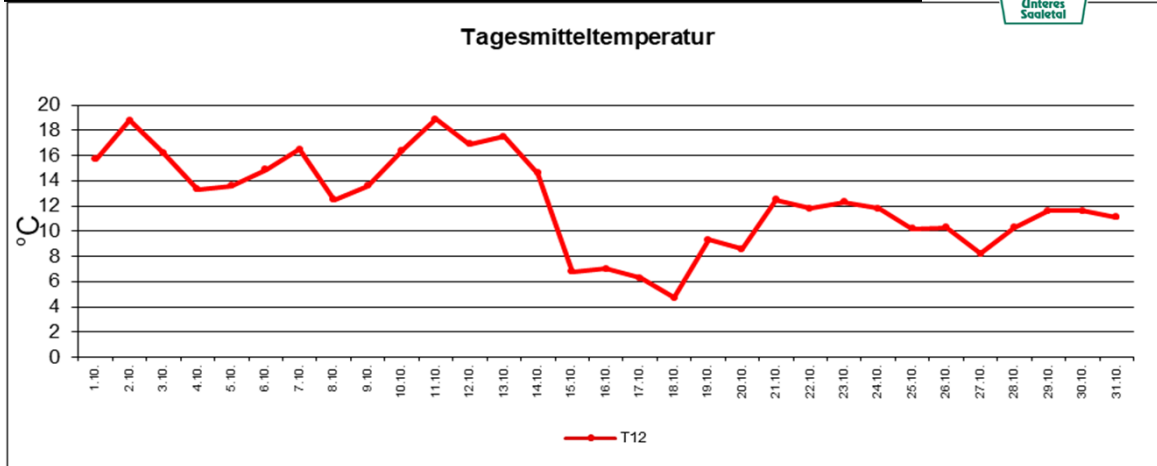


# Wetter Oktober 2023



Station Fienstedt 1  
51°32' N 11°46' E Höhe: 138 m NN

|                         | Temperatur | Temp. minim. | Temp. max.              | Temp. Amplit. | Niederschlag | Luftdruck | Luftfeuchte | Bewölkung |
|-------------------------|------------|--------------|-------------------------|---------------|--------------|-----------|-------------|-----------|
| Monatsmittel            | 12,4°C     | 9,0°C        | 16,1°C                  | 7,1 grd       | 83,2 mm      | 1012 hPa  | 75 %        | 73 %      |
| Reihe 1999/2022         | 10,1°C     | 6,7°C        | 14,0°C                  | 7,3 grd       | 36,2 mm      | 1014 hPa  | 81%         | 59%       |
| Frosttage (Tmin<0°):    | 1          |              | Eistage (Tmax<0°):      | 0             |              |           |             |           |
| Sommertage (Tmax>25°C): | 1          |              | Heiße Tage (Tmax>30°C): | 0             |              |           |             |           |
| Wärmster Tag:           | 18,9°C     | 11.10.       | Kältester Tag:          | 4,7°C         | 18.10.       |           |             |           |
| Höchste Temp.:          | 26,2°C     | 2.10.        | Niedrigste Temp.:       | -0,2°C        | 18.10.       |           |             |           |



Dr. G. Villwock

# Monat Oktober

